





















Metric Locknuts					PG Locknuts		NPT Locknuts		Stop plug	
Nickel plated brass, plated steel, stainless steel, nylon black or grey					Nickel plated brass, Zinc, nylon black or grey		Zinc or nylon (black)		Nylon metric black	Nylon PG (grey)
										
nickel plated brass part number	nickel plated EMC part number	plated steel part number	stainless steel part number	nylon part number	nickel plated brass part number	nylon part number	zinc part number	nylon part number	metric part number	PG part number
B-M12				LM12-N#	B-PG7	PG7-N#			SP-M12*	SP-PG7*
B-M16		S-M16	SS-M16	LM16-N#	B-PG9	PG9-N#			SP-M16	SP-PG9
B-M20	B-M20-EMC	S-M20	SS-M20	LM20-N#	B-PG11	PG11-N#	Z-050	050-NB	SP-M20	SP-PG11
B-M25	B-M25-EMC	S-M25	SS-M25	LM25-N#	B-PG13	PG13-N#	Z-075	075-NB	SP-M25	SP-PG13
B-M32	B-M32-EMC	S-M32	SS-M32	LM32-N#	B-PG16	PG16-N#	Z-100	100-NB	SP-M32	SP-PG16
B-M40	B-M40-EMC	S-M40	SS-M40	LM40-N#	B-PG21	PG21-N#	Z-125		SP-M40*	SP-PG21
B-M50		S-M50	SS-M50	LM50-N#	B-PG29	PG29-N#	Z-150			SP-PG29
B-M63		S-M63	SS-M63*	LM63-N#	B-PG36	PG36-N#	Z-200			
B-M75				LM75-N#	B-PG42	PG42-N#				
				LM85-N#	B-PG48	PG48-N#				

* add B or G to specify colour. eg. LM20-NB for Black

* Indicates parts made to order on request and may be subject to MOQ and lead time

Sealing washers						Earthing washers		Abrasion Rings NEW
Polyester Elastomer, Neoprene and fibre face sealing washers						Shake proof washer		Earth tag washer
RSW and SW Recommended for plastic threads. FW recommended for metal threads								Nylon PA66 construction and supplied as two half shells which interlock and secured using stainless steel self-tapping screws.
								
metric thread part number	metric thread part number	PG thread part number	metric thread part number	PG thread part number	NPT thread part number	metric thread part number	metric thread part number	Nominal Conduit Size
RSW16	SW16	SWPG9	FW12	FWPG7		SPW16		AR16B
RSW20	SW20	SWPG11	FW16	FWPG9	FW050	SPW20	ET-M20	AR21B
RSW25	SW25	SWPG13	FW20	FWPG11	FW075	SPW25	ET-M25	AR28B
RSW32	SW32	SWPG16	FW25	FWPG13	FW100	SPW32		AR34B
RSW40	SW40	SWPG21	FW32	FWPG16	FW125			AR42B
RSW50	SW50	SWPG29	FW40	FWPG21	FW150			AR54B
RSW63	SW63	SWPG36	FW50	FWPG29	FW200			
		SWPG42	FW63	FWPG36				
		SWPG48		FWPG48				

Fixing clips

Plated steel with black pvc liner or stainless steel.
LFH liner available on request



to fit conduit size	part number	part number
10	FCC10	FCC10-SS*
12	FCC12	FCC12-SS
16	FCC16	FCC16-SS
20	FCC20	FCC20-SS
25	FCC25	FCC25-SS
32	FCC32	FCC32-SS
40	FCC40	FCC40-SS
50	FCC50	FCC50-SS
63	FCC63	FCC63-SS*
75	FCC75	
80	FCC80	
106	FCC106	

Conduit clip

Nylon conduit clip with integral lid - black or grey



(For fixing rails & accessories see page 72)

to fit nominal conduit sizes	conduit clip for corrugated	conduit clip for plain or rigid
10	FCL10	
13	FCL13	
16	FCL16	FCL16B-P
18	FCL18	FCL18B-P
20	FCL20	FCL20B-P
21	FCL21	FCL21B-P
25	FCL25	FCL25B-P
28	FCL28	
32	FCL32	
34	FCL34	FCL33B-P
42	FCL42	
54	FCL54	
67		
80		

FCLAMP

Non-metallic, heavy duty conduit clamp
Nylon PA66, Nylon conduit fixing clamp for corrugated conduit.



fclamp
FCLAMP- 3-16
FCLAMP- 3-21
FCLAMP- 4-28
FCLAMP- 5-34
FCLAMP- 6-42
FCLAMP- 7-54
FCLAMP- 7-67
FCLAMP- 8-80

EC

End cap
Nylon PA66 end cap to snap over end of conduit and provide a smooth entry bush to prevent snagging and sharp edges, and provide a neat finish when no connectors are used.



end cap
EC16B
EC21B
EC28B
EC34B
EC42B
EC54B

REC

Rubber end cap
Thermoplastic elastomer cap used to seal end of conduit. Can be cut to size depending on size of cable. Can be additionally secured using cable tie (not supplied).



part number	to fit conduit size	outlet ID mm
REC10	10	0-7
REC13	13	0-7
REC16	16	0-11
REC21	21	0-15
REC28	28	0-21
REC34	34	0-25
REC42	42	0-34
REC54	54	0-46
REC67	67	0-52
REC80	80	0-62

* indicates parts made to order on request and may be subject to MOQ and lead time

Cable glands

Our range of Cable glands provides an easy to assemble, fast fit, liquid tight solution for multipurpose applications. Available in nickel plated brass they have been designed to provide the highest degree of functionality and safety.



Thread Size.	Nickel plated brass	Thread Length (mm)	Cable Dia (min) (mm)	Cable Dia (max) (mm)	Spanner Size (mm)	Pack Quantity
M16	B-M16-CG	12	4.5	10	20	10
M20	B-M20-CG	12	7	13	24	10
M25	B-M25-CG	12	9	17	29	10
M32	B-M32-CG	15	11	21	36	2
M40	B-M40-CG	15	19	28	45	2
M50	B-M50-CG	15	27	35	54	1
M63	B-M63-CG	15	35	47	67	1

Technical Details

- Material: Nickel plated brass
- IP Rating: IP68 (10 bar) + IP69
- Produced and tested in accordance with EN 50262:1999
- Temperature range:
 - 40 °C to +100 °C (static)
 - 20 °C to +100 °C (dynamic)



Thread Size.	EMC Nickel plated brass	Thread Length (mm)	Cable Dia (min) (mm)	Cable Dia (max) (mm)	Spanner Size (mm)	Pack Quantity
M16	B-M16-CG-EMC	12	4.5	9	20	10
M20	B-M20-CG-EMC	12	7	12.5	24	10
M25	B-M25-CG-EMC	12	9	16.5	29	10
M32	B-M32-CG-EMC	15	11	21	36	2
M40	B-M40-CG-EMC	15	19	28	45	2
M50	B-M50-CG-EMC	15	27	35	54	1

Technical Details

- Material: EMC Nickel plated brass
- IP Rating: IP68 (10 bar)
- Produced and tested in accordance with EN 50262:1999
- Temperature range:
 - 40 °C to +100 °C (static)
 - 20 °C to +100 °C (dynamic)

90° Elbow

internal and external threaded nickel plated brass 90° elbow



threads	part number
PG7	BM90-PG7*
M16	BM90-16M
M20	BM90-20M
M25	BM90-25M
M32	BM90-32M
M40	BM90-40M
M50	BM90-50M

Couplers


Nickel plated brass internally threaded



threads	metric thread part number
M16	B-M16-C
M20	B-M20-C
M25	B-M25-C
M32	B-M32-C
M40	B-M40-C
M50	B-M50-C
M63	B-M63-C
M75	B-M75-C

Thread converters

Nickel plated brass thread converters, reducers and enlargers external and internal thread.



Metric Internal Threads

	external thread	internal thread	M16	M20	M25	M32	M40	M50
Metric - Metric	M16			B-M16-M20				
	M20		B-M20-M16		B-M20-M25			
	M25			B-M25-M20		B-M25-M32		
	M32			B-M32-M20	B-M32-M25		B-M32-M40	
	M40					B-M40-M32		
	M50					B-M50-M32	B-M50-M40	
	M63						B-M63-M40	B-M63-M50
PG - Metric	PG7		B-PG7-M16	B-PG7-M20				
	PG9		B-PG9-M16	B-PG9-M20				
	PG11		B-PG11-M16	B-PG11-M20				
	PG13.5		B-PG13-M16	B-PG13-M20				
	PG16		B-PG16-M16	B-PG16-M20	B-PG16-M25			
	PG21			B-PG21-M20	B-PG21-M25	B-PG21-M32		
	PG29			B-PG29-M20	B-PG29-M25	B-PG29-M32	B-PG29-M40	
	PG36					B-PG36-M32	B-PG36-M40	
	PG42							
PG48						B-PG48-M40		
NPT - Metric	3/8" NPT		B-038-M16					
	1/2" NPT			B-050-M20				
	3/4" NPT			B-075-M20	B-075-M25			
	1" NPT					B-100-M32		

PG Internal Threads

	external thread	internal thread	PG7	PG9	PG11	PG13.5	PG16	PG21	PG29	PG36
Metric - PG	M16		B-M16-PG7	B-M16-PG9	B-M16-PG11					
	M20		B-M20-PG7	B-M20-PG9	B-M20-PG11	B-M20-PG13	B-M20-PG16	B-M20-PG21		
	M25							B-M25-PG21		
	M32							B-M32-PG21		
	M40								B-M40-PG29	
	M50									B-M50-PG36
PG - PG	PG7			B-PG7-PG9						
	PG9		B-PG9-PG7		B-PG9-PG11					
	PG11		B-PG11-PG7	B-PG11-PG9		B-PG11-PG13				
	PG13.5			B-PG13-PG9	B-PG13-PG11		B-PG13-PG16			
	PG16			B-PG16-PG9	B-PG16-PG11	B-PG16-PG13		B-PG16-PG21		
	PG21						B-PG21-PG16		B-PG21-PG29	
	PG29							B-PG29-PG21		B-PG29-PG36
	PG36								B-PG36-PG29	
	PG42									B-PG42-PG36
PG48									B-PG48-PG36	

Note: Refer to page 134 for thread dimensions tables.

For EXD thread converters, please see page 105

Tools

The following tools and accessories are available to aid installation. See page 136 for cutting and assembly advice. Alternatively visit our website & view our handy video clips to aid your installation.

Clamp

Cutting vice to hold metallic conduits and guide hacksaw (16-50mm).



Part Number

BSB clamp

Conduit cutter

For any non metallic flexible and rigid conduits.



Part Number

CC01 up to 34mm conduits
CC02 up to 67mm conduits

Slitting tool

Can be used to slit all corrugated conduits down to 13mm.



Part Number

CS01 Slitting tool

Slit conduit insertion tool

For easy installation of wires into slit conduit.



Part Number

	for conduit
ST16	FPYS16 + FPYS12
ST20	FPYS20
ST25	FPYS25
ST32	FPYS32

Removal tool for push in Flexilok® fittings (see page 48)



Part Number

For use with:

RTPF20	FLK16-PL20, FLK20-PL20, FLK21-PL20
RTPF25	FLK25-PL25, FLK28-PL25
RTPF32	FLK34-PL32

4 tooth Flexilok® Removal tool for use with 42mm & 54mm sizes (see page 48)



Part Number

For use with:

FLK42RT	FLK42-M40, FLK42-M50, FLK42-PG36
FLK54RT	FLK54-M50, FLK54-M63, FLK54-PG48